



# EMAS

Environmental  
statement



# Contents

## Foreword

<b>Environmental policy</b>	<b>4</b>
<b>Messe Frankfurt – our company</b>	<b>5</b>
Application area of the environmental management system	6
Events are our products	8
Extended exhibition grounds	8
<b>Environmental management system</b>	<b>13</b>
<b>Environmental aspects</b>	<b>15</b>
<b>Environmental performance in figures</b>	<b>17</b>
Energy	19
Emissions	23
Materials	27
Waste	30
Water/wastewater	37
Space requirement	39
Environmental accidents	40
<b>Further environmental commitment</b>	<b>42</b>
<b>Environmental targets</b>	<b>44</b>
Greening	48
Advertising banners	49
Water concept	49
Shuttle buses	50
<b>Binding obligations</b>	<b>50</b>
<b>Declaration of the environmental verifier</b>	<b>52</b>

## A framework for a sustainable future ...

... is something we established at Messe Frankfurt early on.

We were one of the first trade fair companies to decide to voluntarily introduce the environmental management system EMAS (Eco-Management and Audit Scheme). With the EMAS validation, our company commits itself to continually improving its environmental performance.

Following successful EMAS certification 2023 at our Frankfurt base, the next milestone will now be to balance, reduce and neutralise our greenhouse gas emissions across the group.

Through these initiatives, as one of the world's leading organisers of trade fairs, congresses and events with our own exhibition grounds, we want to be a driving force for climate protection and sustainable event business.

### Our clear mission:

To be climate neutral by 2040 at the latest. For us, this means greenhouse gas neutrality and sustainable water management.



Wolfgang Marzin  
President and Chief Executive Officer  
of Messe Frankfurt GmbH



## Environmental policy

As one of the world's leading organisers of trade fairs, congresses and other events with our own exhibition grounds, we at Messe Frankfurt GmbH – together with our Frankfurt-based subsidiaries Messe Frankfurt Venue GmbH and Messe Frankfurt Exhibition GmbH, Messe Frankfurt Medien und Service GmbH and Accente Gastronomie Service GmbH – feel it is our responsibility to protect our environment and to use natural resources carefully. This is why we strive to act as a role model for the event sector when it comes to protecting the environment and, in turn, to be a strong marketing partner for our customers both now and in the future.

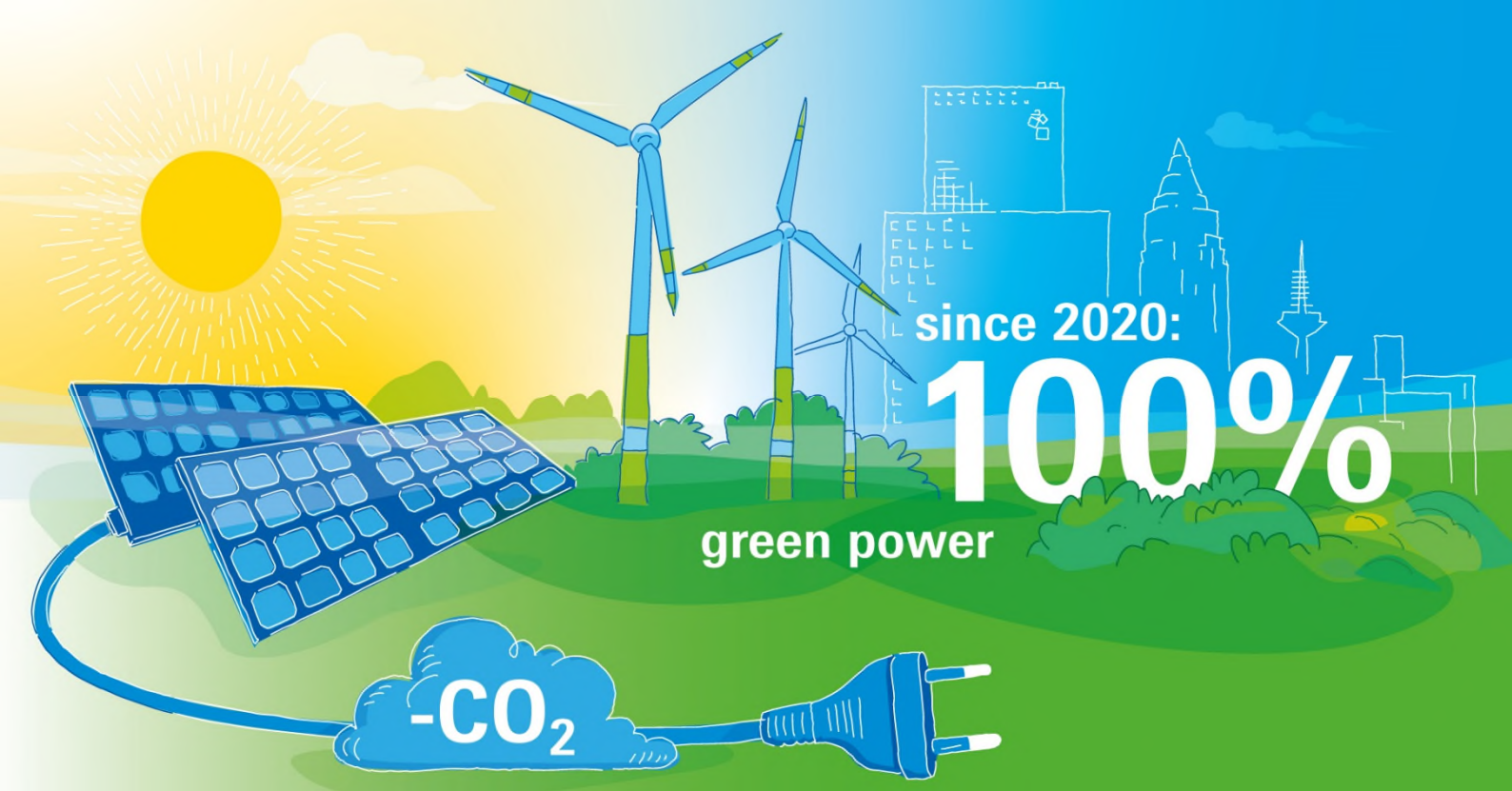
We therefore commit ourselves to protecting the environment, including preventing environmental pollution, and to continually improving our environmental performance. This commitment also includes sustainable resource use, measures for adapting to and mitigating climate change, protecting biodiversity and ecosystems and other environmentally relevant aspects relating to Messe Frankfurt GmbH.

To this end, we operate an environmental management system in accordance with the requirements of Regulation (EC) No. 1221/2009 (EMAS Regulation) and environmental management norm ISO 14001:2015 and commit to improving this on an ongoing basis. Through continuous monitoring – including planning, controlling and checking – we ensure that the current legal and regulatory requirements are known and adhered to in day-to-day business operations. We commit ourselves to meeting these and other requirements.

To fulfil this environmental policy, we have defined specific environmental targets for Messe Frankfurt GmbH and committed to providing the information and resources needed to achieve them.

The Executive Board guarantees that this policy will be communicated to all employees using all internal corporate communications instruments available within Messe Frankfurt GmbH. It also ensures that this policy will be published as part of the environmental statement.





## Messe Frankfurt company profile

Messe Frankfurt GmbH is the world's largest organiser of trade fairs, congresses and other events with its own exhibition grounds, where it hosts international group as well as guest events. The wide-ranging offering spawns innovative, viable solutions to current economic and societal challenges, from artificial intelligence, energy transition and mobility concepts to new learning methods, intelligent textiles, personalisation and smart city initiatives.

In addition to our own group events, the exhibition grounds play host to many congresses and other guest events. Guest organisers value the architecturally appealing yet functional halls and outdoor spaces, the outstanding infrastructure and the central location with excellent national and international connections.

All of these formats and events as well as the management of the exhibition grounds have an impact on the environment. We are aware of our responsibility and endeavour to keep the burden on the environment as low as possible.

Since as far back as 2007, we have been monitoring water, energy and other important resources through annual reports with a view to using these effectively and minimising consumption. In addition, an interdisciplinary Energy Team was set up in 2014 to develop and implement energy efficiency measures. Courses of action and operational targets for energy and water were also defined through this steering group. Since then, these targets have been examined in regular Energy Team meetings and suitable measures introduced to help reach them.

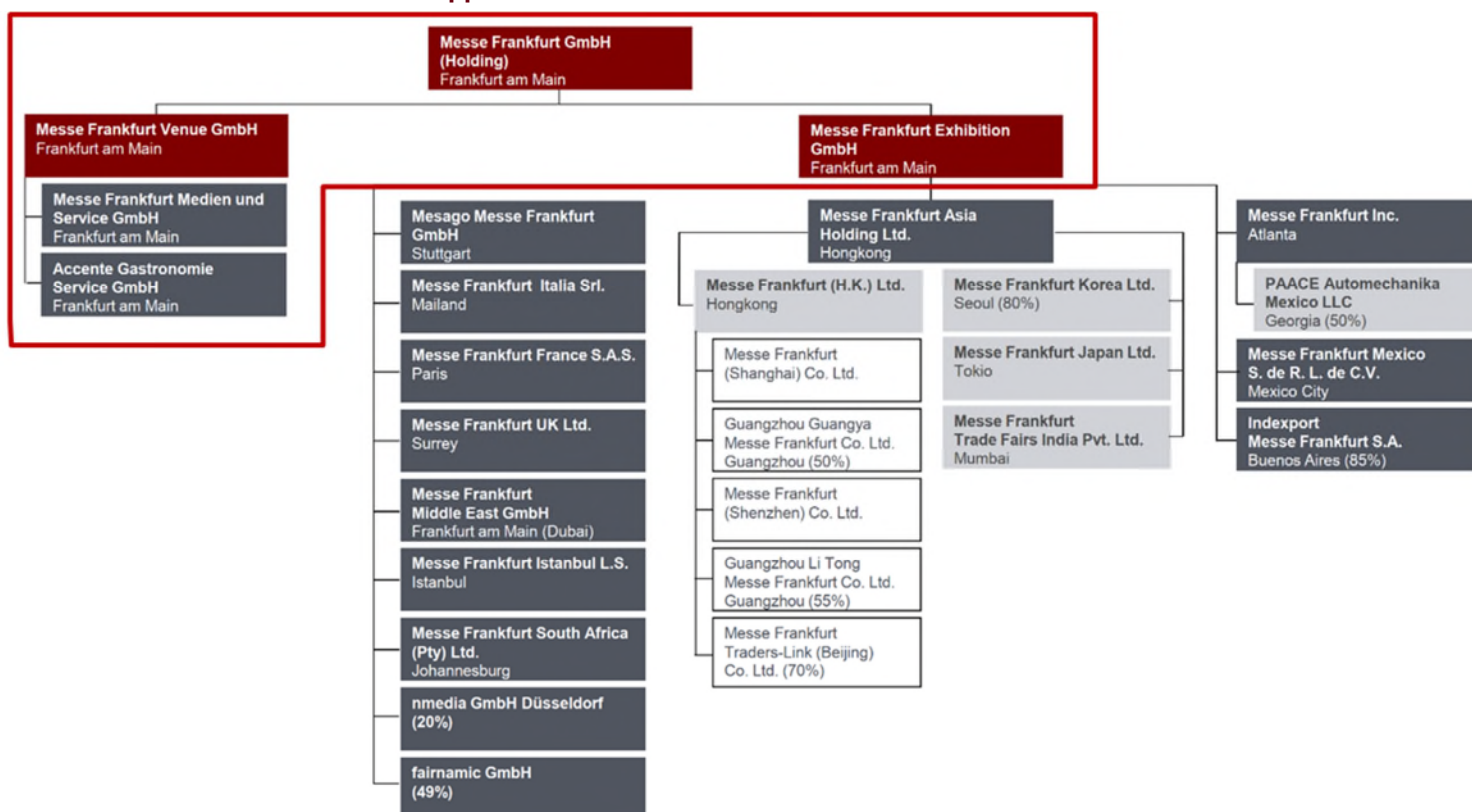
To expand on previous efforts and, in turn, further reduce the company's impact on the environment, we decided in 2022 to introduce an environmental management system based on the Eco-Management and Audit Scheme (EMAS) standard, which also meets the requirements of environmental management standard ISO 14001. Our environmental management system focuses on the company's Frankfurt base and aims to help systematically reduce the strain on the environment caused by the company and its events.

## This is where the environmental management system takes effect

The environmental management system (EMS), including the relevant documentation, covers the activities of Messe Frankfurt GmbH and its subsidiaries at the company's Frankfurt am Main base. The main focus of business activities is on planning, organising and running international flagship events and holding congresses and other events at the home venue in Frankfurt.

The following organisational chart shows the structure of Messe Frankfurt GmbH and where the EMS takes effect. The area of application does not include subsidiaries that are not based in Frankfurt.

### Area of application



### Messe Frankfurt GmbH

As a holding company, Messe Frankfurt GmbH is responsible for strategic control and overall coordination of the Messe Frankfurt Group. The holding company also provides financial resources and acts internally as an investor whose decisions are based on strategic criteria and long-term profit expectations. The shares of the holding company are held by the two public shareholders: the City of Frankfurt (60%) and the federal state of Hesse (40%).

Messe Frankfurt GmbH controls the activities of the two independent wholly-owned subsidiaries Messe Frankfurt Exhibition GmbH and Messe Frankfurt Venue GmbH.



### **Messe Frankfurt Exhibition GmbH**

Messe Frankfurt Exhibition GmbH is responsible for the entire event business and acts as a private trade fair organiser without its own exhibition grounds. It is the main tenant of Messe Frankfurt Venue GmbH. The company subsumes all group events and all subsidiaries in Germany and abroad that hold events. Messe Frankfurt Exhibition GmbH subsidiaries that are not based in Frankfurt are not included within the scope of the EMS.

The company is responsible for managing and developing Messe Frankfurt's trade fair brands around the world and for developing new trade fair themes. Activities that are aimed at events held around the world are not taken into account either.

### **Messe Frankfurt Venue GmbH**

The function of Messe Frankfurt Venue GmbH is to manage technical and other services for events, to market the exhibition grounds, the Messe Frankfurt Congress Center, Kap Europa and the Festhalle to guest organisers, and to maintain and develop the exhibition grounds. The two service companies – Messe Frankfurt Medien und Service GmbH and Accente Gastronomie Service GmbH – are part of Messe Frankfurt Venue GmbH.

### **Messe Frankfurt Medien und Service GmbH (MFS)**

**Fairconstruction** is the partner of choice for trade fair construction concepts – in Frankfurt and internationally. Messe Frankfurt GmbH's stand builders are at hand to provide customers with specialist expertise and local know-how, helping them to bring out the best in their trade fair presentation. As part of Messe Frankfurt Medien und Service GmbH, Fairconstruction offers complete packages or individual solutions for stand construction, equipment, system stands and designer solutions, rental furniture and technology.

**Media Services** covers advertising on the exhibition grounds, online banners and multimedia solutions as well as individual promotional measures. It also produces trade fair catalogues, themed publications and trade fair newspapers relating to the events held at the Frankfurt exhibition grounds.

### **Accente Gastronomie Service GmbH**

Accente Gastronomie Service GmbH is Germany's largest trade fair catering and food services company. Accente operates all food service establishments and shops in the exhibition halls and the outdoor exhibition area. All food is prepared directly on site so that the range of dishes can be produced fresh and as required.

### **The range of services includes the following**

- Banquet and event catering
- Organising and running events
- Hospitality for conferences, meetings or stand parties
- Stand catering and delivery
- Supplying exhibitors
- Personnel services
- Providing personnel for exhibitors and event organisers
- Equipment rental



## Group and guest events – which are which?

Messe Frankfurt's main business consists of organising trade fairs, congresses and other events, which will be referred to here by the all-purpose term "events". These are categorised as group or guest events.

Group events are organised by Messe Frankfurt Exhibition GmbH and held at the Frankfurt base.

Guest events, by contrast, are events that are held at Messe Frankfurt's exhibition grounds but that are run by other companies or organisations. The organisers rent buildings or halls for their event from Messe Frankfurt Venue GmbH.

## Our extended exhibition grounds

Our exhibition grounds cover an area of 585,000 m<sup>2</sup> in the heart of Frankfurt. The exhibition halls provide 393,838 m<sup>2</sup> of space. As well as this, there are administration and service units.

While the history of Frankfurt as a trade fair city can be traced back as far as the Middle Ages, the present-day Messe Frankfurt exhibition centre is based on the founding of the Ausstellungs- und Festhallen-Gesellschaft mbH in 1907 and the completion of the Festhalle in 1909. The Festhalle, which continues to be used to this day, now has listed building status. Since its construction, the location has been constantly adapted to the needs of exhibitors and visitors with new buildings and modifications. Today, 11 different halls are available for events of all kinds.

The following image provides an overview of the spaces currently used by Messe Frankfurt



The space belonging to Messe Frankfurt (marked in red) is divided into three areas.

- Exhibition grounds with exhibition halls, administrative and service buildings
- Rebstock multi-storey car park (outside the exhibition grounds)
- Kap Europa event building outside of the exhibition grounds

Messe Frankfurt also uses space rented from the City of Frankfurt am Main (marked in blue) in Rebstock Park as temporary parking spaces for large events. The rented spaces are maintained by Messe Frankfurt. The individual buildings and main functional areas of Messe Frankfurt are present in the graphic and list on page 10.









### Exhibition halls and other exhibition space for trade fairs and other events

Hall 1  
 Hall 2 (Festhalle)  
 Hall 3  
 Hall 4 (with P4 for parking)  
 Hall 5  
 Hall 6  
 Halls 8, 9 Galleria (with P9 for parking)  
 Hall 10  
 Hall 11 and Portalhaus  
 Hall 12  
 Forum  
 Congress Center (CMF)  
 Kap Europa  
 Outdoor area (Agora, P3/10/13 for parking)

### Administration and service units

Torhaus	Office and administration building
Dependance	Offices, commercial kitchen, canteen
Technicum	Office and administration building
Cargo Center	Functional building for handling cargo/materials
Domizil	Residential building
Rebstock multi-storey car park	Parking areas
Other (e.g. Via Mobile)	Parking areas (P1, P2, P8), guard house, outdoor facilities, etc.

### Power plant operated by Mainova AG

Mainova AG operates a power plant at the Messe Frankfurt GmbH exhibition grounds. This power plant adjacent to the Torhaus is not part of Messe Frankfurt GmbH and it also supplies power to the entire city area. For this reason, the power plant is not covered by the EMS.

### Protected green belt

Messe Frankfurt's areas (exhibition grounds, Rebstock multi-storey car park and Kap Europa) are not located in any kind of protected area (water protection area, nature reserve, floodplain, etc.) – see aerial photo on page 8. By contrast, the parking area rented by Messe Frankfurt in Rebstock Park (marked in blue) is located in a landscape conservation area ("Green belts and green corridors in the city of Frankfurt am Main"). This area is indicated as Zone I in the relevant ordinance. The rented area in Rebstock Park is administered by a service provider solely for event-related purposes and in accordance with the terms of the landscape conservation area ordinance. Messe Frankfurt has emergency plans to be implemented in the event of accidents such as fuel spills.

### Out of consideration for our neighbours

The Kuhwaldsiedlung neighbourhood, a residential area in Frankfurt's Bockenheim district measuring approximately 25 hectares, borders the exhibition grounds to the west. To the south, the residential area is separated from the exhibition grounds by Europa-Allee and office buildings. We take steps to keep the environmental impact on the neighbouring (residential) area as low as possible. When hosting events, we coordinate closely with the relevant authorities and ensure that we obtain the necessary permits, for example in the event of potentially increased noise levels.



*“We take steps to keep the environmental impact on the neighbouring (residential) area as low as possible.”*



### Our grounds in the Frankfurt metropolitan area

Our grounds in Frankfurt do not include any known contaminated sites, either from the company's own activities or those of previous owners. In addition, Messe Frankfurt works together with the bomb disposal team of Darmstadt Regional Council (RP Darmstadt) to monitor suspected sites of unexploded bombs from the Second World War. When new buildings are being planned, aerial photograph interpretations and analyses by the Regional Council are used and the land examined for bombs using a variety of methods.

### Environmentally relevant plant and machinery

Various kinds of environmentally relevant plant and machinery are used on the exhibition grounds:

- 15 Boilers
- 102 Refrigeration units
- 39 Wet cooling towers
- 18 Emergency power generators – AwSV (Ordinance on facilities for handling substances that are hazardous to water) hazard level A:1 B:13 C:4
- 26 Fat separators
- 40 Hydraulic lifts
- 8 Rainwater retention basins
- 3 Tank systems – AwSV hazard level A:2 B:1
- 2 Warehouse for cleaning agents
- 2 Waste collection points
- 1 Brine tank – AwSV hazard level A:1

None of this plant and machinery requires a permit in accordance with the German Federal Immission Control Act (BImSchG). The wet cooling towers and the refrigeration units are operated and samples analysed in accordance with the requirements of the 42nd Ordinance for the Implementation of the Federal Immission Control Act (42. BImSchV). The fat separators, the tank systems, one waste collection point and the brine tank are operated by service providers.





## Systematic environmental management

In 2022, with the introduction of the environmental management system (EMS) in accordance with the requirements of the EMAS Regulation (EC) No. 1221/2009 and the ISO 14001 2015 environmental management standard, we decided to define and continually improve our environmental performance.

### Environmental performance – in focus since the first environmental audit

As the starting point for our EMS, our environmental performance was determined in an initial environmental assessment.

The basis for this environmental performance are the key environmental aspects

- Energy flows
- Waste volumes
- Materials used
- Water consumption
- etc.

These key areas are analysed using existing data.

Core indicators are defined for all key environmental aspects. These are used to assess the environmental performance and allow an annual comparison. The core indicators are calculated on the basis of an input/output value and a reference value:

$$\text{Core indicator}_n = \frac{\text{Input/Output}_n}{\text{Reference value}}$$

Our product is defined as the organisation of trade fairs and other events. Consequently, event-related key performance indicators are used as reference values. The following reference values are used depending on the respective input/output value:

- Exhibition space rented (m<sup>2</sup>)
- Product of rented space and rental duration in days (m<sup>2</sup>d)
- Number of visitors (n)

The rented space and the rental duration are recorded in our booking system. As this is also used as a basis for billing customers, the data is guaranteed to be accurate.

The visitor count is determined based on the number of tickets sold and admission vouchers redeemed.

This means that the data is very accurate.

### Well organised

Responsibility for our environmental management lies with the Executive Board. To fulfil its responsibility, the Executive Board put together an EMAS team consisting of EMAS officers entrusted with the necessary powers. Here, the EMAS team builds on the existing structures of Messe Frankfurt GmbH's Sustainability Board. This Sustainability Board is made up of senior management from different disciplines, ensuring that there is a broad base for dealing with sustainability issues throughout the group.

Our Executive Board informs employees about the company's EMS and environmental targets by means of the intranet, training and information events (town hall meetings). Employees can send their suggestions for improvement directly to the EMAS team by emailing them to [sustainability@messefrankfurt.com](mailto:sustainability@messefrankfurt.com).





## Environmental aspects

In our first environmental assessment, we recorded and assessed all environmental aspects to determine those we consider material. The aspects are evaluated and prioritised based on the following two criteria:

### Potential impact on people, nature and the environment

These aspects are summarised below:

- Potential harm/benefit for the environment
- Condition/vulnerability of the environment
- Scope, quantity, frequency and reversibility

Value	Assessment
A	High impact
B	Medium impact
C	Low impact

### Potential for influence by Messe Frankfurt GmbH

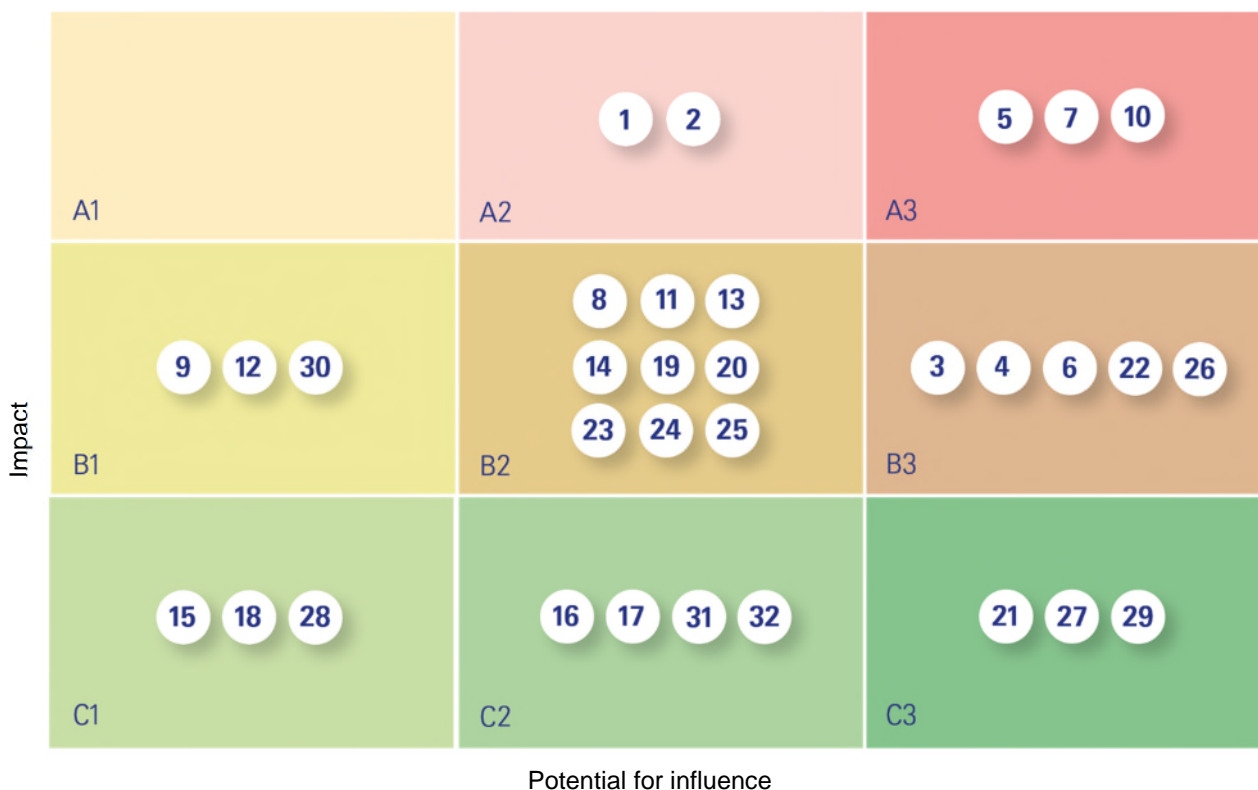
These aspects are included below:

- Available database
- Legal provisions
- Opinions/expectations of interested parties

Value	Assessment
3	High potential for influence
2	Medium potential for influence
1	Low potential for influence

Material environmental aspects are those in categories A and B and are of particular relevance for our EMS. The analysis determines the material environmental aspects of our company and prioritises them at the same time.

The result of the materiality analysis is shown in the following graphic:



The following table is the legend of this graphic as well as showing the main environmental aspects:

No.	Environmental aspect		Environmental impact
1	Waste	Group events	– Resources used
2	Waste	Guest events	– Emissions caused by disposal
3	Waste	Administration	– Space requirement (landfill)
4	Waste	Hazardous waste	
5	Energy	Electricity requirement	– Use of fossil fuels
6	Energy	Natural gas requirement	– Greenhouse gas emissions
7	Energy	Steam requirement	– Space requirement
8	Energy	Fuel consumption – fleet	
9	Energy	Fuel consumption – service providers	
10	Emissions	Main source of energy	– Air pollution
11	Emissions	Fleet	– Global warming
12	Emissions	Service providers	
13	Emissions	Business travel	
14	Emissions	Coolant loss	
15	Emissions	Travel by exhibitors/visitors	
16	Emissions	Travel by employees	
17	Local phenomena	Noise	– Reduction of biodiversity
18	Local phenomena	Fine particulates	– Air pollution
19	Soil	Biodiversity	– Impaired soil function
20	Soil	Land use	– Interfering with natural biotopes
21	Materials	Office material/IT	– Resources used and emissions generated during production
22	Materials	Paper	– Disposal of waste after use
23	Materials	Exhibition stand construction	
24	Materials	Food	
25	Materials	Advertising products	
26	Water	Water consumption	– Resources used
27	Accidents/emergencies	Fire	– Pollution
28	Accidents/emergencies	Flooding	– Release of greenhouse gases
29	Accidents/emergencies	Leakage of hazardous substances	– Loss of biodiversity
30	Other	Service providers/suppliers	– Resources used and emissions in the supply chain
31	Other	Product range	
32	Other	Capital investments	







After 2019, 2023 marked the first full year of events since the coronavirus pandemic. However, due to the specific rotation of events, it was still a year in which comparatively few events were held. Around half of the group's own events, including Techtextil and Automechanika, did not take place. The situation was similar for guest events. Rented space was around 62% of the 2019 figure and thus even lower than in 2022. Visitor numbers rose slightly compared to 2022, but only reached just over half of those for 2019. The new Hall 5 was completed in 2023 after a construction period of around three years. The new hall offers 18,000 m<sup>2</sup> of column-free and divisible event space, as well as a green roof. Following completion, it was the venue for first events including Christmas World and Light + Building.

Location overview	2019	2022	2023
Rented exhibition space (m <sup>2</sup> d)	44,892,505	34,866,476	28,038,372
Rented exhibition space (m <sup>2</sup> )	1,451,849	1,016,495	753,223
Visitor count in thousands (n)	2,631	1,267	1,498
Total energy consumption (MWh)	104,479	79,397	76,742
Steam	42,792	38,235	35,660
Electricity	56,163	36,151	36,316
Own electricity generated	1,366	1,346	1,279
Natural gas	1,751	1,335	1,287
Fuel*	969	1,164	1,265
Fuel used by service providers	1,438	1,165	935
Total emissions (t CO <sub>2</sub> )	26,298	8,455	6,913
Steam	7,489	6,691	4,793
Electricity	16,624	0	0
Natural gas	319	243	233
Fuel	257	309	373
Coolant (eq – equivalent)	N/A	679	631
Business travel	1,252	236	643
Fuel used by service providers	364	297	241
Total materials (t)	1,642	1,108	887
Total paper	355	122	46
Food and beverages	1,287	986	841
Total volume of waste (t)	14,051	6,406	8,828
Event waste	12,880	5,663	7,804
Administration waste	897	576	804
Hazardous waste and food waste	274	167	219
Total water consumption (m <sup>3</sup> )	198,242	149,994	122,686
Total wastewater	178,984	131,255	111,366
Total land usage (m <sup>2</sup> )	762,500	762,500	762,500
of which sealed area	591,655	591,655	591,655
of which near-natural area	14,200	14,200	14,200

\* The figure includes the total fuel used by the fleet and emergency power generators.



## Energy ahead!

The bulk of energy used at our Frankfurt base is for operating our exhibition halls and administration buildings. The main sources of energy are electricity, steam and natural gas.

### District heating with steam

The primary heat supply and the bulk of cooling requirements (absorption cooling machines) are met by district heating in the form of steam. The steam is generated in heat and power plants operated by Mainova AG and fed from the busbar via a reducing station into our own steam network. Because it is located outside the exhibition grounds, Kap Europa has a separate connection to the steam network. The natural gas supply serves as a backup system in case there is a problem with the steam supply, and to supply smaller energy users.

### Fuel – also for emergencies

Fuel is also needed for the company's fleet and emergency power systems. The emergency power systems are essential for emergency lighting and ensuring that important fire protection systems continue to work. They are tested on a monthly basis. The fuel needed by logistics service providers for operating forklifts and shuttle buses is also recorded. Our energy requirement is primarily determined via utility bills. For a detailed breakdown, we operate an extensive network with over 3,000 individual measuring points as a means of monitoring and regulating energy consumption. Depending on the specific area in question, meters are used for gauging consumption of electricity, steam, condensation, natural gas, heating and cooling. An IT system developed specifically for this monitoring network and the associated data infrastructure, the so-called EMMS (energy metering and management system), allows designated employees permanent access to the relevant meter data. As the data is registered on an ongoing basis, they also have access to historical figures and hydrographs.

### On the sunny side

At the end of 2009, we installed a photovoltaic system on the roof of Hall 10 with a total output of 490 kWp. In 2010, we commissioned a further system on the Rebstock multi-storey car park with a total output of 612 kWp. Both solar power plants were set up as an employee and citizens' project. The systems are maintained and operated by Sonneninitiative e.V., an environmental association based in Marburg/Lahn. In 2018, we installed and commissioned another photovoltaic system on Hall 12 with a total output of 1,512 kWp. This system meets our own electricity needs.

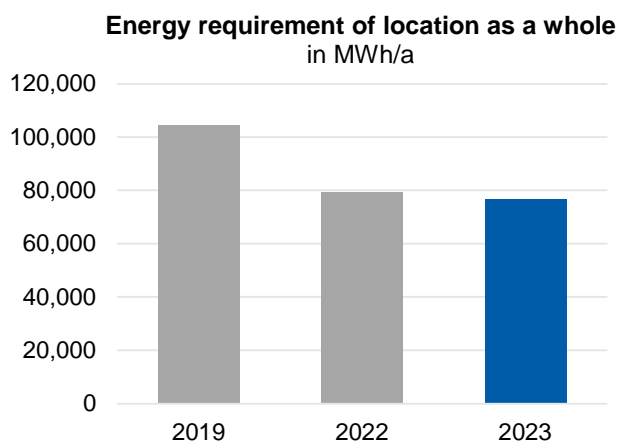
The total energy requirement at the Frankfurt venue fell significantly in 2023 compared to 2019 and was even slightly below 2022. This was particularly evident in the case of the main sources of energy used to operate the exhibition halls. Due to the lower capacity utilisation of the site, electricity consumption was only around 37.6 GWh, which is around 65% of 2019 consumption.

Steam consumption was approximately 35.7 GWh, which is around 83% of the 2019 figure.

The lower capacity utilisation of the site means the impact of the baseload consumption (consumption outside of events) is comparatively higher. Thus, the energy requirement does not decline proportionately to the reduced leased space, contributing to a deterioration of the specific energy requirement for operating the halls. Even after deducting the base load, there is still a slight increase, albeit much lower than with the base load included.

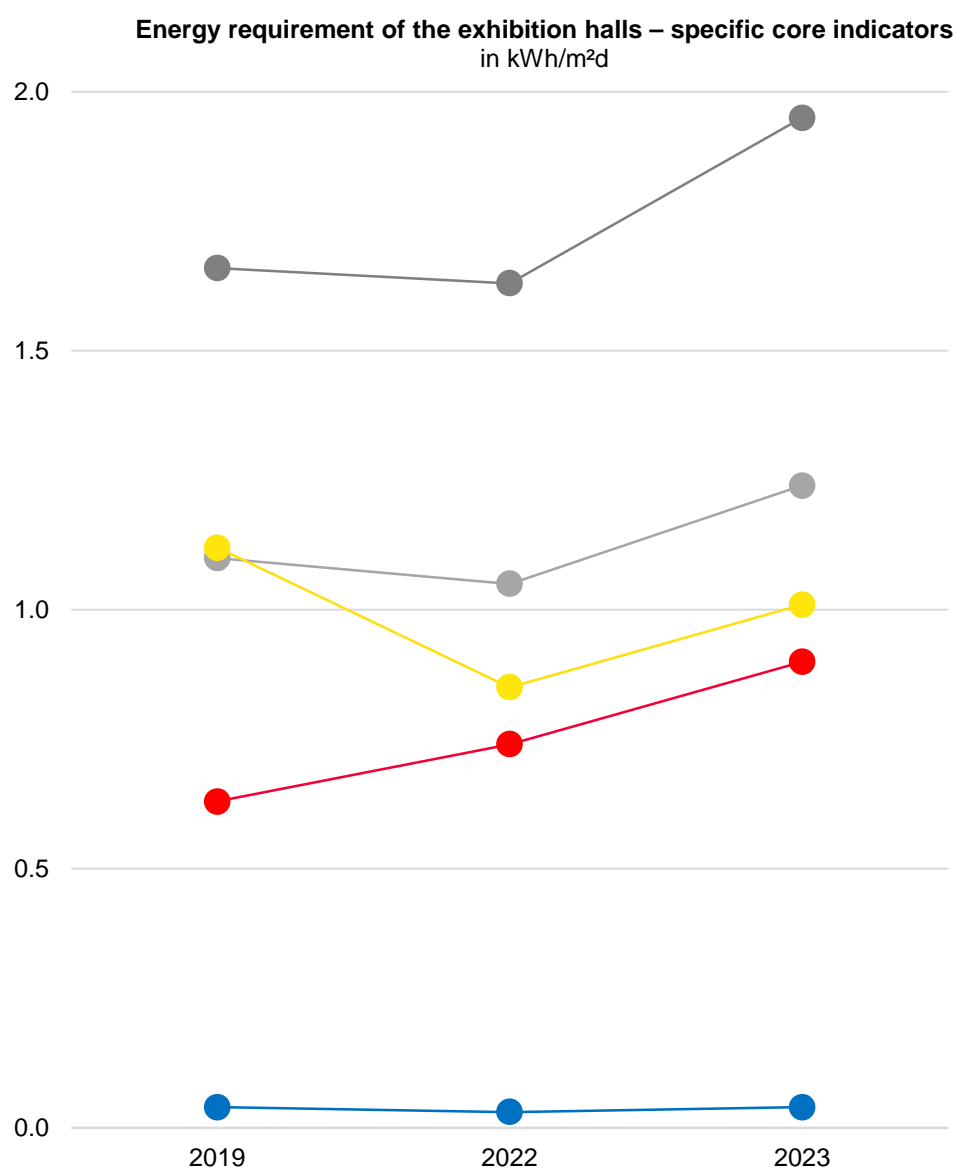
The remaining increase can be linked to the atypical use of Hall 8 for refugee emergency accommodation and to weather conditions. Over the year as a whole, the weather in 2023 was average, yet there were instances of unusually high and low temperatures. If events were held during these periods, there were considerable peak loads for heating and cooling the halls.

Sources of energy – in MWh/a	2019	2022	2023
Steam	42,792	38,235	35,660
Electricity	57,529	37,497	37,594
of which own electricity generated	1,366	1,346	1,279
Natural gas	1,751	1,335	1,287
Total fuel for fleet	969	687	812
Fleet MF	623	446	492
Fleet AC	346	240	320
Emergency power generators	N/A	478	595
Fuel used by service providers	1,438	1,165	935
Logistics	1,438	946	761
Bus shuttle	N/A	220	174
<b>Total</b>	<b>104,479</b>	<b>79,397</b>	<b>76,742</b>





Energy requirement of the exhibition halls				
Specific core indicators – in kWh/m <sup>2</sup> d				
	2019	2022	2023	
● Total energy requirement	1.66	1.63	1.95	
● excl. base load	1.10	1.05	1.24	
● Steam requirement	0.63	0.74	0.90	
● Electricity requirement	1.12	0.85	1.01	
● Natural gas requirement	0.04	0.03	0.04	







## Breakdown of emissions

The emitted air pollutants result from our location-specific energy requirement (electricity, natural gas, steam and fuels). The emissions caused by our service providers (forklift operation and shuttle buses) are also included in the analysis. In addition, the greenhouse gas emissions (GHG emissions) caused by business travel (apart from with the company's own fleet) are recorded, as are GHG emissions resulting from coolant losses.

The majority of GHG emissions are directly related to energy demand. Since this has fallen compared to 2019 and 2022, absolute GHG emissions have also decreased. This reduction is particularly evident for event-specific energy consumption, for example for operating halls, logistics and bus shuttles. Specific GHG emissions have also decreased compared to 2019 and 2022, which can be attributed to the reduced supplier-specific emission factor for steam.

Since the end of the coronavirus pandemic, our travel activities have once again picked up. Accordingly, the absolute GHG emissions of our own vehicle fleet and external business trips in 2023 increased compared to 2022, although they remain well below the level for 2019. Accente GmbH's business trips are also taken into account for the first time in 2023, although they make up only a marginal share of all business travel. Specific GHG emissions from business trips increased compared to 2019 and 2022, which can be attributed to the disproportionate increase in air travel.

For 2023, absolute GHG emissions for the vehicle fleet are for the first time being correlated to the number of kilometres travelled. In the case of Accente GmbH, emissions are recorded for vice presidents' company vehicles.

Starting in the 2023 financial year, we will regularly calculate our group-wide Corporate Carbon Footprint (CCF). In addition to Scope 1 (direct emissions) and Scope 2 (indirect emissions from purchased energy), this will also extensively cover Scope 3 emissions (indirect emissions that occur in the value chain).



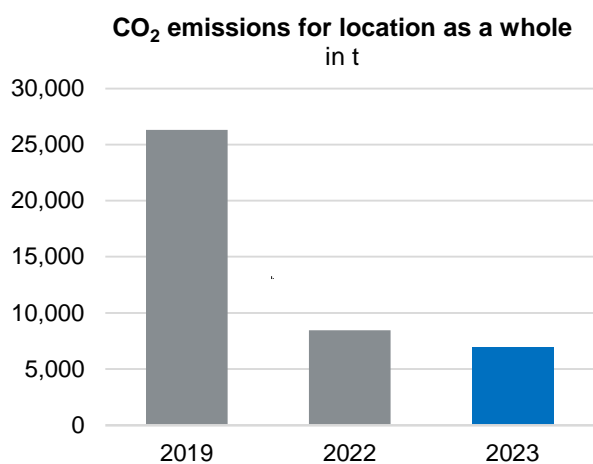
<b>Emission factors</b>	<b>2019</b>	<b>2022</b>	<b>2023</b>
Electricity (kg/MWh)			
CO <sub>2</sub>	296	0	0
Steam (kg/MWh)			
CO <sub>2</sub>	175	175	134
Natural gas (kg/MWh)			
CO <sub>2</sub>	182	182	181
NO <sub>x</sub>	0.005	0.005	0.005
SO <sub>2</sub>	0.0001	0.0001	0.0001
Diesel (kg/MWh)			
CO <sub>2</sub>	266	266	266
NO <sub>x</sub>	0.057	0.057	0.057
SO <sub>2</sub>	0.017	0.017	0.017
Fine particulates	0.002	0.002	0.002
Petrol (kg/MWh)			
CO <sub>2</sub>	263	263	263
NO <sub>x</sub>	0.021	0.021	0.021
SO <sub>2</sub>	0.016	0.016	0.016
Coolants (kg/kg)			
CO <sub>2</sub> eq	acc. to GWP	acc. to GWP	acc. to GWP

<b>Total emissions</b>		<b>2019</b>	<b>2022</b>	<b>2023</b>
Greenhouse gas emissions	t CO <sub>2</sub>	26,304	8,455	6,913
NO <sub>x</sub>	kg	106	108	114
SO <sub>2</sub>	kg	31	33	35
Fine particulates	kg	3	3	3



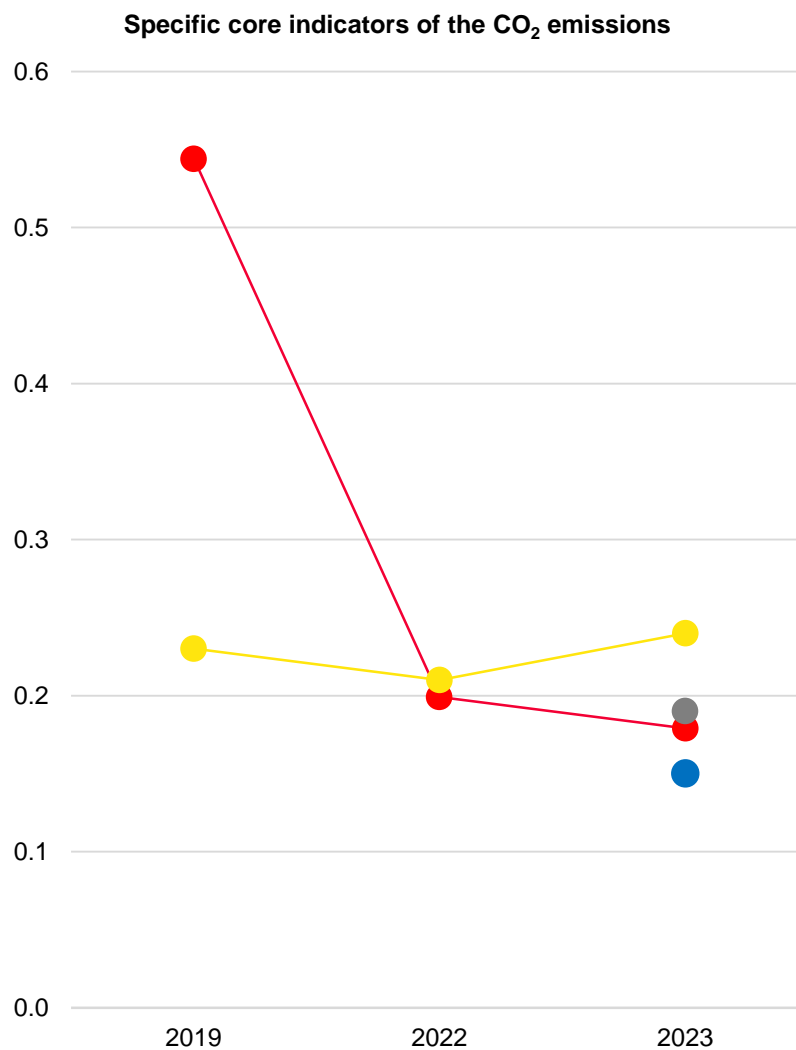


Greenhouse gas emissions – in t CO <sub>2</sub>	2019	2022	2023
Electricity	16,624	0	0
Steam	7,489	6,691	4,793
Natural gas	319	243	233
Fleet	257	181	214
Messe Frankfurt	165	118	130
Accente	92	64	85
Emergency power	N/A	127	158
Coolants (eq)	N/A	679	631
Business travel	1,251	235	642
Messe Frankfurt	1,251	235	642
Accente	-	-	<1
Service providers	359	293	241
Logistics	364	239	195
Bus shuttle	N/A	57	46
<b>Total</b>	<b>26,304</b>	<b>8,455</b>	<b>6,913</b>





Specific core indicators of CO <sub>2</sub> emissions			2019	2022	2023
● GHG emissions – main sources of energy	kg CO <sub>2</sub> /m <sup>2</sup> d		0.544	0.199	0.179
● Fleet MF	kg CO <sub>2</sub> /km		N/A	N/A	0.19
● Fleet AC	kg CO <sub>2</sub> /km		N/A	N/A	0.15
● Business travel	kg CO <sub>2</sub> /pkm		0.23	0.21	0.24



## Materials consumption – potential reductions

The materials we use relate primarily to administration and printing, exhibition stand construction, catering and on-site advertising. The core materials are paper, materials for exhibition stand construction, advertising materials for events, and food. Materials are purchased centrally – apart from Accente GmbH, which sources its materials separately. The purchased materials are documented by the relevant departments.

Apart from Messe Frankfurt's central purchasing department, some service providers independently purchase their specific consumables. However, we continue to exercise influence over the choice of products. For example, we exclusively use cleaning products from Frosch, which meet the EMAS regulation standards.

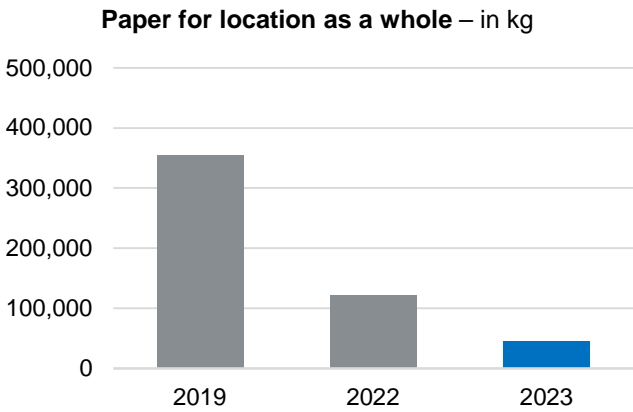
The amount of paper consumed for printed materials at events, such as trade fair catalogues and flyers, markedly decreased in 2023 compared to 2019 and 2022. This can be attributed to the increased use and endorsement of app and software solutions aimed at minimising paper usage. Conversely, in the administrative sector, paper consumption has marginally increased due to fewer employees working from home post-pandemic. For the first time, the paper usage of Accente GmbH was also recorded in tonnage; however, this constitutes only a small fraction compared to other sectors.

As a result of targeted efforts by MFS Media Services, it is now possible to analyse indoor banner materials used in 2024 on the basis of square metres. Consistent with the goal to increase the use of sustainable materials for the main supplier's indoor banners, at over 90% the 60% target set for the first half of 2024 was clearly exceeded.

Within the scope of its environmental objectives, MFS Fairconstruction tracks the weights of core materials and monitors their useful life and reuse. This improves the measurability of materials consumption, allowing for a more precise quantification of environmental impacts. This data can then be strategically incorporated into communications with customers.

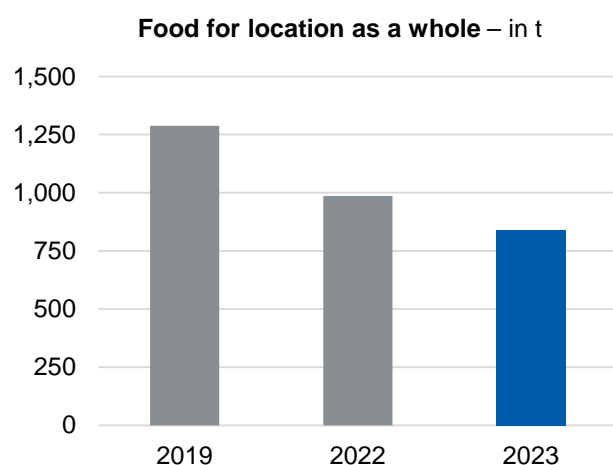
*“Paper usage has again seen a marked decrease, a trend that can be attributed to the targeted increased use of software solutions.”*

Paper – in t	2019	2022	2023
Service providers	355	110	32
Messe Frankfurt	N/A	12	13
Accente	N/A	N/A	1
Total	355	122	46





<b>Food (top products) – in t</b>	2019	2022	<b>2023</b>
Total meat and fish	90.7	52.4	47.0
Meat	84.4	50.3	45.0
Fish	6.4	2.2	2.0
Carbohydrates	35.7	21.9	26.1
Baked goods	53.2	36.1	34.8
Fruit and vegetables	152.6	82.5	94.9
Dairy products	177.0	82.1	94.9
Total beverages	778.2	711.0	543.5
alcoholic	223.4	245.1	193.6
non-alcoholic	554.8	465.9	349.9
<b>Total</b>	<b>1,287.4</b>	<b>985.9</b>	<b>841.1</b>



<b>Booked advertising products – in units</b>	2019	2022	<b>2023</b>
On site	2,357	1,642	1,371
Online	338	209	90
<b>Total</b>	<b>2,695</b>	<b>1,851</b>	<b>1,461</b>

## Recycling and reusing materials reduces waste

Our company's waste streams can be categorised into three types:

- Event waste (group and guest events)
- Administration waste
- Hazardous waste

We have a direct influence on the amount of administrative and hazardous waste produced. When it comes to group and external events, as well as waste resulting from construction of our own exhibition stands, we also manage the disposal of waste from other exhibitors' stands.

All waste is disposed of correctly by service providers, who are also responsible for separating the waste. At present, we achieve an average sorting rate of at least 85 percent by weight. The food waste collected is processed by bioLog and subsequently converted into energy through fermentation. Woodchips produced from waste wood after sorting are used for thermal energy in biomass power plants or for material recycling in the chipboard industry.

To help avoid waste and ensure it is disposed of correctly, waste consultants are on site during set-up and dismantling for group events. Their job is to advise stand constructors and exhibitors on separating waste. They are also responsible for assigning any waste or stands that have not been dismantled to the parties responsible. Guest organisers can also book these waste consultants for their events in order to reduce the amount of waste produced.

The absolute volumes of waste produced by our company in 2023 increased compared to 2022, although they remain well below the level for 2019. This rise is reflected in both the waste quantities specific to administration and those related to events. The increase in administrative waste is largely attributable to the decrease in the number of employees working from home. With more staff returning to the workplace, the volume of office waste has grown.

Also, despite a reduction in the amount of leased space, we have seen an increase in the absolute quantities of waste generated by events compared to 2022. This is partly a consequence of the drop in wood prices in 2023. The lower prices led to exhibitors disposing of wood at the exhibition grounds in 2023, rather than using it again. This trend is not immediately apparent when comparing the different types of waste, since in addition to wood waste per se, wood-based materials are also included in the potential recyclables. On average, the wood content in the recyclable material mix is between 20% and 30%. In addition, Messe Frankfurt set up accommodation for refugees in Hall 8, which led in particular to an increase in residual waste, which also counts as event-specific waste.





Volume of waste – in t	2019	2022	2023
Total event waste	12,880	5,663	7,804
Group events	10,336	3,428	5,855
Guest events	2,545	2,235	1,729
Other smaller events			220
Total administration waste	897	576	804
Messe Frankfurt	535	337	542
Accente	362	239	263
Food waste	263	144	194
Hazardous waste	11	23	25
Messe Frankfurt	9	19	24
Accente	2	4	1
Total	14,051	6,406	8,828

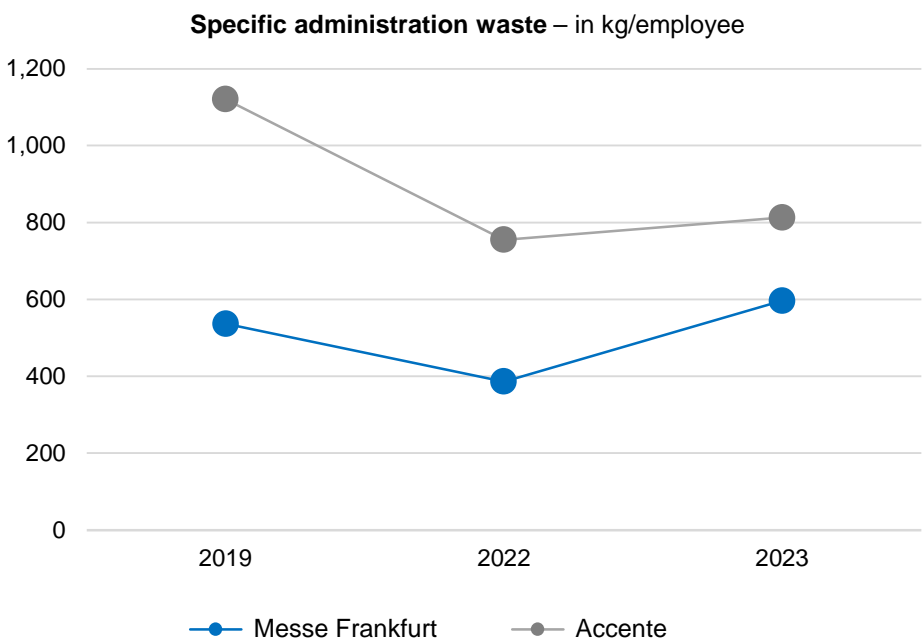
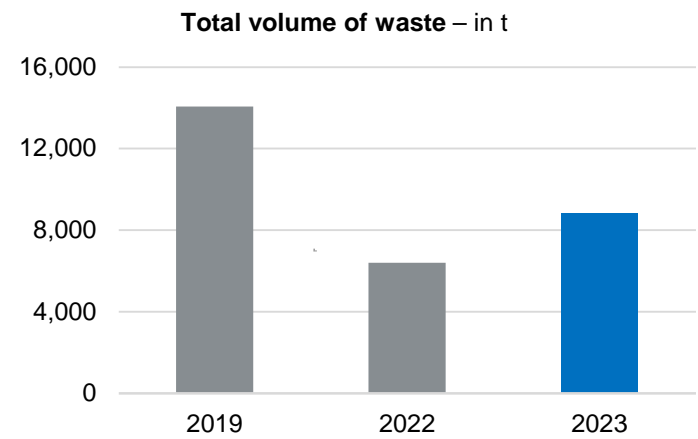
In 2023, the waste streams were regrouped and redefined to ensure more precise and efficient collection. The key change in this redefinition was the introduction of the “mixed recyclables” category, which is generated in particular at events. This category mainly includes materials such as foils and plastics, paper and cardboard, wood, carpeting and residual waste. These materials are sorted by type by the waste management company after collection. Overlapping set-up and dismantling schedules can complicate separation, sometimes necessitating later data adjustments.

Starting in 2023, only waste sorted by type will be reported separately, with the rest categorised as mixed recyclables. This may result in a perceived reduction in the amounts of individual waste streams. However, the new classification does not affect the total waste volume, ensuring that comparisons remain valid.

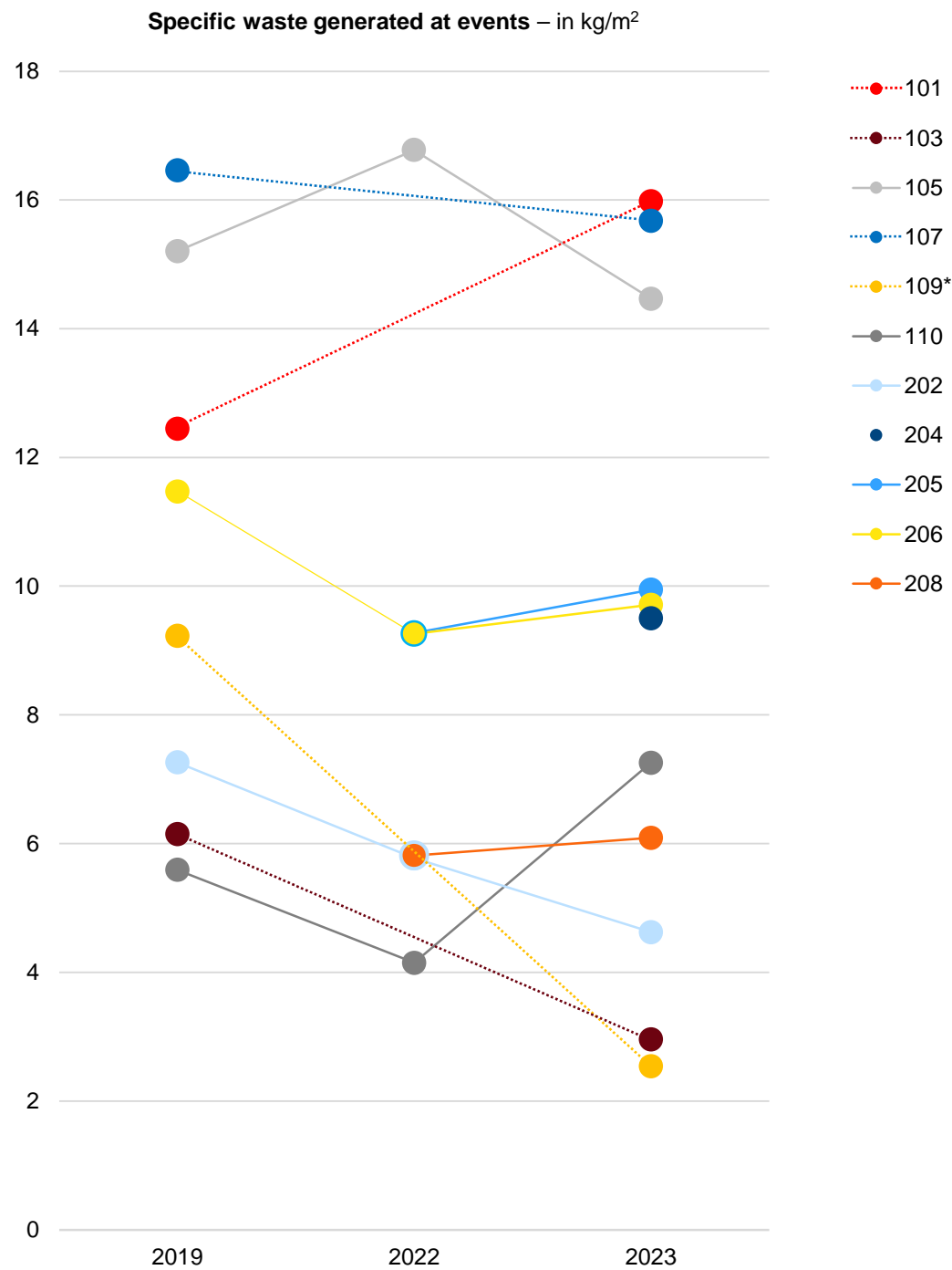


Volume of waste according to type – in t	Waste key acc. to AVV waste directory regulation	2019	2022	2023
Wood	170201 200301	8,087	3,417	3,492
Residual waste	200301 200303	1,850	1,073	289
Paper and cardboard	200101	3,324	1,477	56
Carpeting		229	104	-
Foils		166	94	-
Mixed recyclables	150106	-	-	4,494
Construction waste	170107 170904 170802	-	-	59
Bulky waste	200307	-	-	89
Scrap metal and copper	170407 170411	7	0	12
Plastics		83	53	-
Waste glass		32	20	-
Manure	020106	-	-	88
Food waste	200108	263	144	194
Other non-hazardous waste	150203 080112 200102	-	-	30
Hazardous waste		11	23	26
Electrical scrap	160213 200135 200123 200123	7	17	21
Paint and lacquer residue	080111	2	3	1
Halogen-free machining emulsions	120109	2	2	2
Other (batteries, insulation materials, etc.)	160601 200121 170603	0	1	2
<b>Total</b>		<b>14,051</b>	<b>6,406</b>	<b>8,828</b>





Waste data specific to events is only shown for those that took place in the respective reporting year. To ensure anonymity, each event is assigned a unique numerical identifier that remains unchanged in future years.



This event in 2023 was notably smaller compared to its 2019 counterpart. Consequently, the key indicator is at best only partially comparable.





## Sustainable water management

Most of water requirement on the exhibition grounds is accounted for by operating the exhibition halls and the outdoor exhibition areas. In the exhibition halls and other buildings, this consists of basic consumption (hygiene flushing as required by the German Drinking Water Ordinance (TrinkwV)) and event consumption (sanitary facilities, recooling plants, utility supplies to stands). By comparison, providing water for the outdoor areas of the exhibition grounds has a secondary role.

The weather, especially the outside temperature, has a major influence on the amount of water we require. When outside temperatures are high, there is a greater need for cooling via climate control, which in turn increases the amount of water needed by the recooling plants.

The amount of wastewater produced by our company is lower than its water requirement – this is because the water used to irrigate the outdoor areas and the water from the recooling plants that has evaporated is not discharged into the drainage system. This data is recorded by calibrated meters (stand pipes for the outdoor areas and meters for the recooling plants) and communicated to the supplier.

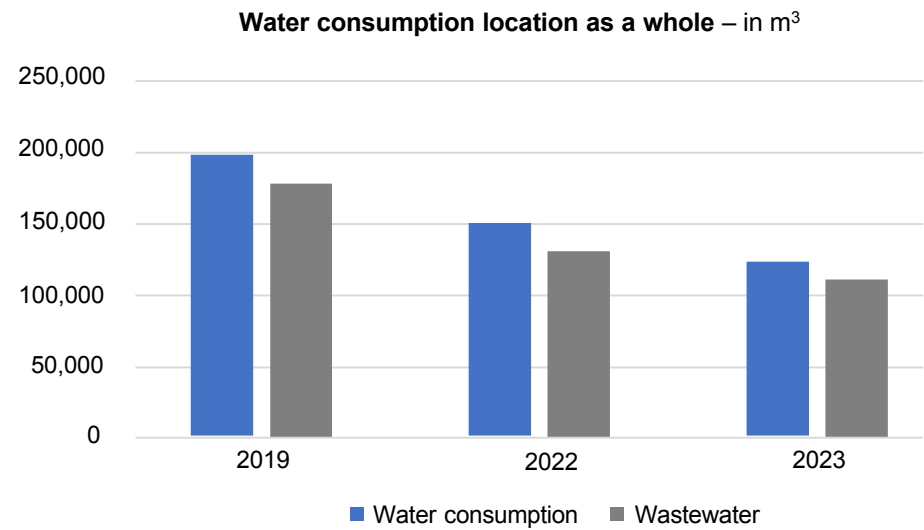
Despite events being held throughout the year and an increase in visitor numbers, absolute water consumption in 2023 was lower than in the previous year. The main reasons for this include savings and optimisation measures, as well as the completion of the Hall 5 construction site.

In order to identify further potential savings, we started monitoring water usage for hygiene flushing in 2022 and expanded this further in 2023. While not all quantities of flushing water are completely recorded yet, we can already note that water used for hygiene flushing constitutes up to 30% of the overall consumption in the halls.

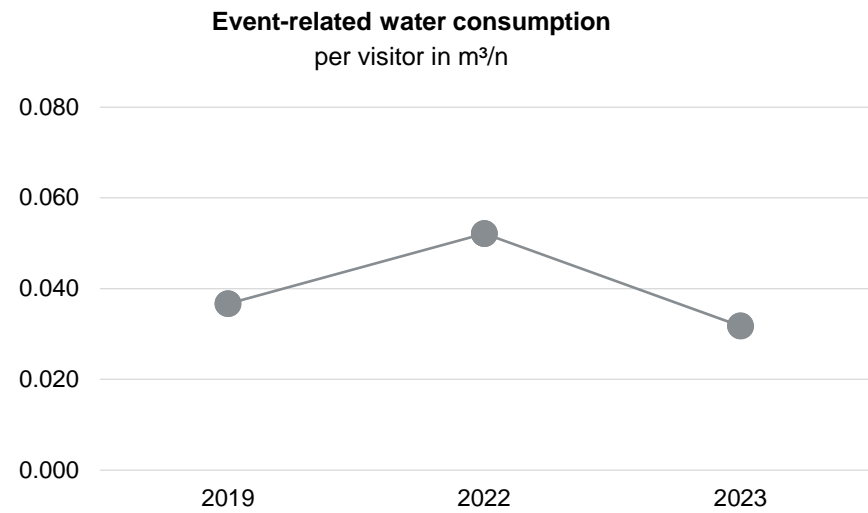
<b>Water/wastewater – in m<sup>3</sup></b>	<b>2019</b>	<b>2022</b>	<b>2023</b>
Water consumption	198,242	149,994	122,686
Wastewater	178,984	131,255	111,366







Specific core indicator – in m³/n	2019	2022	2023
Water consumption – events	0.037	0.052	0.032



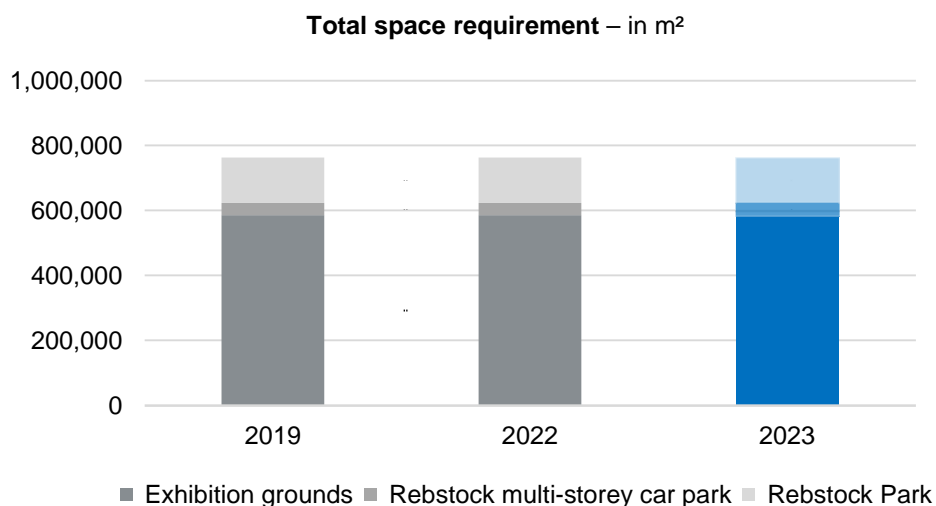
## Space for events and more

We operate our own exhibition grounds with a total of 11 exhibition halls and other administration buildings as well as the Kap Europa congress centre. Our exhibition grounds cover a total area of 585,000 square metres. This extensive infrastructure can accommodate a wide range of events and administrative activities. We also have various green areas with bushes, trees and plants on our exhibition grounds. In addition, parts of Rebstock Park are rented and a multi-storey car park is operated by a service provider exclusively for event purposes.

In 2023, our company neither acquired nor sealed any additional areas; our space requirements and land usage therefore remained unchanged.



<b>Areas – in m<sup>2</sup></b>	<b>2019</b>	<b>2022</b>	<b>2023</b>
Total land usage	762,500	762,500	762,500
Exhibition grounds	585,000	585,000	585,000
Rebstock multi-storey car park	37,500	37,500	37,500
Rebstock Park area	140,000	140,000	140,000
Sealed areas	591,655	591,655	591,655
Exhibition grounds	554,000	554,000	554,000
Rebstock multi-storey car park	28,000	28,000	28,000
Rebstock Park area	9,655	9,655	9,655
Near-natural areas	14,200	14,200	14,200
Exhibition grounds	14,200	14,200	14,200
Rebstock multi-storey car park	-	-	-
Rebstock Park area	-	-	-



## Professional management of hazardous situations

Our emergency management system is operated centrally by the OSC (Operation & Security Center). The OSC houses Messe Frankfurt's central control room, corporate and event security, fire protection and building control technology. It additionally provides space for representatives of the police and fire brigade, and also for the German Red Cross and the security service.

Our company's emergency plans for various emergency situations are also regulated in the OSC and tested for functionality at regular intervals and after every serious incident. This means that hazardous situations can be dealt with quickly and professionally, working closely together with the authorities and aid organisations.



*“Messe Frankfurt implements the high fire protection standards in accordance with the Regulations on Places of Assembly (VStättVO). These include regular fire inspections and emergency drills.”*



Environmentally relevant accidents	2019	2020	2021	2022	2023
qty	0	1	0	0	1*

\* A truck lost diesel fuel. The leak in the tank was sealed and the affected area was immediately treated with a binding agent. Some of the diesel fuel had leaked into a surrounding drainage channel and the environmental agency was informed immediately.

## Commitment beyond the exhibition grounds

We not only adhere strictly to the environmental targets shown here for continually improving our environmental performance, but are also active in many other environmental and sustainability measures and projects.

We provide our employees with a free job ticket that entitles them to use public transport throughout the entire RMV area. The same goes for exhibitors and visitors. For over 20 years, visitors to Messe Frankfurt's own events have been able to use their admission ticket to travel free of charge on public transport within the entire fare zone. With regard to e-mobility, there are several charging stations available on the exhibition grounds, including a 300 kW high-speed charging station.

There is bicycle parking throughout the exhibition grounds and employees are given the tax-friendly option of leasing a bicycle through gross salary exchange. In 2017, we were the first trade fair company in Germany to be certified as a *Bicycle-Friendly Employer* owing to our outstanding commitment in this area. We also received the *bike+business* Award in the same year. In addition, we have carried the *Bicycle-Friendly Company* seal since 2022.

Climate protection and minimising environmental impact also have top priority with regard to the exhibition grounds and buildings in Frankfurt. Kap Europa is the first congress centre in the world to have been awarded a platinum certificate from the German Sustainable Building Council (DGNB) for meeting the high ecological standards throughout the building's entire life cycle. Green roofs on Kap Europa, Hall 5 and the Cargo Center contribute to a favourable microclimate while offering a suitable habitat for the resident bee colonies.

This commitment can also be seen in Messe Frankfurt's subsidiaries at its Frankfurt base. Here, the *Fairconstruction* brand, with its modular, durable and reusable system stands, is an important basis for sustainable trade fair construction, as well as for Accente Gastronomie Service GmbH's *Green Catering* sustainability initiative and the introduction of a deposit system for reusable bottles to reduce the amount of single-use plastic.

We are also a member of numerous initiatives and networks, allowing us to join forces with other companies to tackle the environmental impacts of our sector. In Germany, these include the *fairpflichtet* sustainability code, the Association of the German Trade Fair Industry (AUMA) and, at local level, business energy efficiency network *EnergieGemeinschaft RheinMain*. In keeping with AUMA's joint sector positioning, we are aiming as a company to achieve climate neutrality, including GHG neutrality and sustainable water management, by 2040 at the latest.

At a global level, we are committed to the *Net Zero Carbon Events Pledge*. This is supported by various organisations and associations in the trade fair and event sector, including UFI and AUMA. In addition, we – with our *Texpertise Network* – work together with the *United Nations Conscious Fashion and Lifestyle Network* to help bring about an ecological, social and economic shift in the textile sector. We are also a member of the *UN Global Compact*.







## Environmental targets

<b>Target 1</b>	<b>Develop a concept for a climate-resilient green area management</b>	<b>by 2024</b>
1.1	Appoint an external expert to create a new land register for green areas	
1.2	Create a new planting concept with climate-resilient plant species	
<b>Target 2</b>	<b>Reduce the GHG emissions of shuttle buses</b>	<b>by 2024</b>
2.1	Examine possible ways of using climate-neutral drives and fuels together with the shuttle bus service providers	
2.2	Enter into new contracts taking into account climate-neutral drives and fuels	
<b>Target 3</b>	<b>Establish an environmental rating for service providers</b>	<b>by 2026</b>
3.1	Ask relevant suppliers about the status of existing and/or planned Environment & Sustainability certifications	
3.2	Validate the feedback on these queries and transfer them into a database/matrix; derive initial measures for optimising contractors' carbon footprints in the annual review	
3.3	Follow up on measures as part of the annual supplier review and carry out a new validation	
<b>Target 4</b>	<b>Prepare key indicators for exhibition stand construction</b>	<b>by 2025</b>
4.1	Determine the weights of "core materials" (e.g. wall elements) in SI units	
4.2	Indicate whether materials have been used once or multiple times	
4.3	Conduct space-based analysis of stand structures (m <sup>2</sup> ) for providing specific key indicators	
4.4	Evaluate the use of materials for exhibition stand construction based on reliable figures	
<b>Target 5</b>	<b>Develop a concept for reducing water consumption or using it for hygiene flushing</b>	<b>by 2025</b>
5.1	Prepare a flushing concept	

<b>Target 6</b>	<b>Develop a concept for reducing the amount of waste produced at own group events</b>	<b>by 2026</b>
6.1	Hold one-hour workshops with the relevant brand managers on the waste levels at events and have Sustainability Management and V23 submit a waste report	
6.2	Develop a template including a structure for a waste avoidance concept by Sustainability Management	
6.3	Prepare a waste avoidance strategy for the relevant group events. Among other things, this analyses how waste levels can be reduced through incentives, longer dismantling times, using more sustainable product packaging, favouring ecological stand materials, sustainable stand packages and better separation of waste materials for recycling.	
<b>Target 7</b>	<b>Reduce basic electricity consumption by 10% compared with 2019</b>	<b>by 2025</b>
7.1	Always switch off consumers outside of events	
7.2	Identify constant lighting (stairwells, car parks, escape routes) and switch them to LED technology	
7.3	Optimise lighting in Hall 4 car park	
7.4	Optimise lighting in Rebstock multi-storey car park	
7.5	Presence control in Torhaus toilets and kitchenettes	
7.6	Switch to LED technology for exterior lighting	
7.7	Test possible ways of using efficient servers	
7.8	Test and optimise pump control for Hall 3	
<b>Target 8</b>	<b>Reduce specific steam consumption by 20% compared with 2019</b>	<b>by 2025</b>
8.1	Energy-optimize room temperature settings in the Torhaus (21°C heating and 25°C cooling)	
8.2	Reduce the fresh air proportion in ventilation and air-conditioning systems	
8.3	Energy-optimize hall temperature settings in the Torhaus (21°C heating and 25°C cooling)	
8.4	Optimise space and event planning – give preference to using energy-efficient halls	
<b>Target 9</b>	<b>Reduce energy-related GHG emissions to reach a specific value of 0.1 kg CO<sub>2</sub>/m<sup>2</sup>*d</b>	<b>by 2026</b>
9.1	Supply green gas for the entire exhibition grounds	
9.2	Supply green steam for the entire exhibition grounds	

**Target 10 Reduce GHG emissions caused by Accente GmbH's fleet by 10% compared with 2022 by 2026**

- 10.1 Record the kilometres travelled as a reference value for establishing a specific key indicator
- 10.2 Adapt the company car guidelines to create an incentive for choosing vehicles with reduced CO<sub>2</sub> emissions when ordering new cars
- 10.3 When replacing old vehicles used for event services and furniture/carpeting rental, take steps to use electric vehicles whenever feasible (wherever operationally possible and practical)

**Target 11 Reduce the adjusted water consumption in the Torhaus by 10% measured against the average consumption between 2015 and 2019 by 2026**

- 11.1 Check and reduce permanent consumers (base load)
- 11.2 Reduce water consumption through toilets and urinals by optimising the settings for flushing cisterns and valves
- 11.3 Use water-saving aerators in the washbasins of the sanitary facilities

**Target 12 Switch 60% of indoor banner materials from the main supplier to sustainable products by 2024**

- 12.1 Switch previously used banner materials to sustainable alternatives offered by the main supplier.  
This concerns all products with which indoor banners are used – i.e. banners, column banners, advertising wall, fabric banners, corpora, Slim Boxes and Triangle Towers.









## Measurably healthier green spaces

In 2023, the tree register was extensively updated and digitised, marking a significant advancement in record-keeping and underscoring our dedication to enhancing environmental stewardship.

The next step is to map, label and number each tree. Such detailed cataloguing will facilitate targeted care and health monitoring of the trees, helping to promote biodiversity in our green spaces.

Based on the revised tree register, a plan for new plantings has been developed in partnership with an external service provider. Future initiatives aimed at enhancing our green infrastructure and making it more resilient to climate change will be derived from these recommendations. We are confident that these initiatives will contribute to keeping our air clean and reduce the need for irrigation water.

The updating and digitisation of the tree register is crucial to our sustainability strategy and achieving our environmental targets.



Recyclable advertising banners

Over 90% of the advertising banners provided by the main supplier for events in the first half of 2024 were made from recyclable materials. These include the Heimtextil, Ambiente and Eurobike events, among others. Opting for these materials is a significant move towards ecological accountability and reaffirms our commitment to a greener future.

Using these materials indicates a conscious choice of resources that are produced in an environmentally friendly way, minimising harm to the environment. What’s more, these materials are reusable or recyclable, helping to reduce waste and conserve natural resources.

Switching to sustainable banners is part of our concept aimed at enhancing environmental performance and reducing the ecological footprint of events. Such initiatives not only demonstrate our commitment to responsible action, but also inspire industry peers to adopt comparable practices.

Advertising banners main supplier* – in m²	2024
Recycling materials	4,806
Conventional materials	331
Total	5,137

\* includes the following events in 2024: Heimtextil, Ambiente, Christmasworld, Creativeworld, Light + Building, Prolight + Sound, Tech Show, Techtextil/Techprocess, ACHEMA and Eurobike

Our water concept: lower consumption

Messe Frankfurt guarantees that exhibitors and visitors have access to high-quality drinking water at all times across the exhibition grounds. To maintain this standard, regular hygiene flushing is carried out in line with legal requirements. This measure is essential for ensuring water quality, although it results in high water consumption.

To mitigate this, Messe Frankfurt has developed a concept in cooperation with an external service provider to explore alternatives to hygiene flushing and to find methods that either reduce water consumption or enable this flushing water to be used more efficiently.

The results of the concept show that, within the current legal framework, hygiene flushing remains the only viable method to guarantee drinking water quality at the exhibition venue. Messe Frankfurt recognises the value of water as a vital resource and continues to seek solutions to minimise water usage. Through this concept and regular monitoring, the company is reaffirming its commitment to the sustainable use of water and remains conscious of its responsibility to use this essential resource judiciously and mindfully.



## Our target: low-emission shuttle buses

Messe Frankfurt aims to reduce GHG emissions from shuttle buses during events. To this end, it plans to amend contracts with service providers to encourage the use of low-emission vehicles for shuttle transport.

Unfortunately, these contractual changes have not yet been implemented due to delays in the planned relocation of the service provider's depot. As a result, the necessary infrastructure for low-emission drives is not yet available. Nonetheless, Messe Frankfurt remains committed to implementing these contract changes promptly so as to reduce greenhouse gas emissions from shuttle bus services.



## Obligations we take seriously

We keep an index of legal provisions relevant to the environment. It goes without saying that we and all of our employees adhere to these legal requirements. In recent years, there have not been any indications of failure to comply with the relevant environmental regulations.

The relevant binding obligations include:

Legal sphere	Examples
Waste legislation	Commercial Waste Ordinance (GewAbfV), German Waste Management and Product Recycling Act (KrWG)
Fire safety	Regulations on Places of Assembly (VStättVO)
Chemicals legislation	Hazardous Substances Ordinance (GefStoffV)
Energy legislation	German Energy Efficiency Act (EnEfG), German Energy Saving Act (EnEG)
Immission control	German Federal Immission Control Act (BImSchG), 42nd Ordinance for the Implementation of the Federal Immission Control Act (BImSchV), Technical Instructions on Air Quality Control (TA Luft), Technical Instructions on Noise Protection (TA Lärm)
Water legislation	German Water Resources Act (WHG), Ordinance on Facilities for Handling Substances that are Hazardous to Water (AwSV), City of Frankfurt am Main Urban Drainage Statute







## Declaration of the environmental verifier

The undersigned – Dipl.-Biol. Lennart Schleicher, EMAS environmental verifier with the registration number DE-V-0404, authorised for sections 82.3 and 56.2 (NACE Code) – confirms having audited whether the locations, as indicated in the environmental statement by the organisation

Messe Frankfurt GmbH  
Ludwig-Erhard-Anlage 1  
60327 Frankfurt am Main

comply with all requirements of the Regulation (EC) No. 1221/2009 of the European Parliament and Council of 25 November 2009 on the voluntary participation of organisations in a community system for environmental management and audit measures (EMAS), updated by Regulation (EU) 2017/1505 and Regulation (EU) 2018/2026.

The signing this declaration confirms that:


- the audit and validation has been carried out in full compliance with the requirements of Regulation (EC) No. 1221/2009, updated by Regulation (EU) 2017/1505 and Regulation (EU) 2018/2026
- the findings of the audit and validation confirm that there is no evidence of failure to comply with the valid environmental regulations
- the data and information in the organisation's environmental statement give a reliable, credible and true picture of all of the organisation's activities within the area indicated in its environmental statement

This declaration does not constitute an EMAS registration, which can only be issued by a competent authority in accordance with Regulation (EC) No. 1221/2009. This declaration may not be used on its own for the purposes of providing information to the public.

Frankfurt, 25 November 2024

Dipl.-Biol. Lennart Schleicher  
Environmental verifier





Please send  
any questions to:

[sustainability@messefrankfurt.com](mailto:sustainability@messefrankfurt.com)